

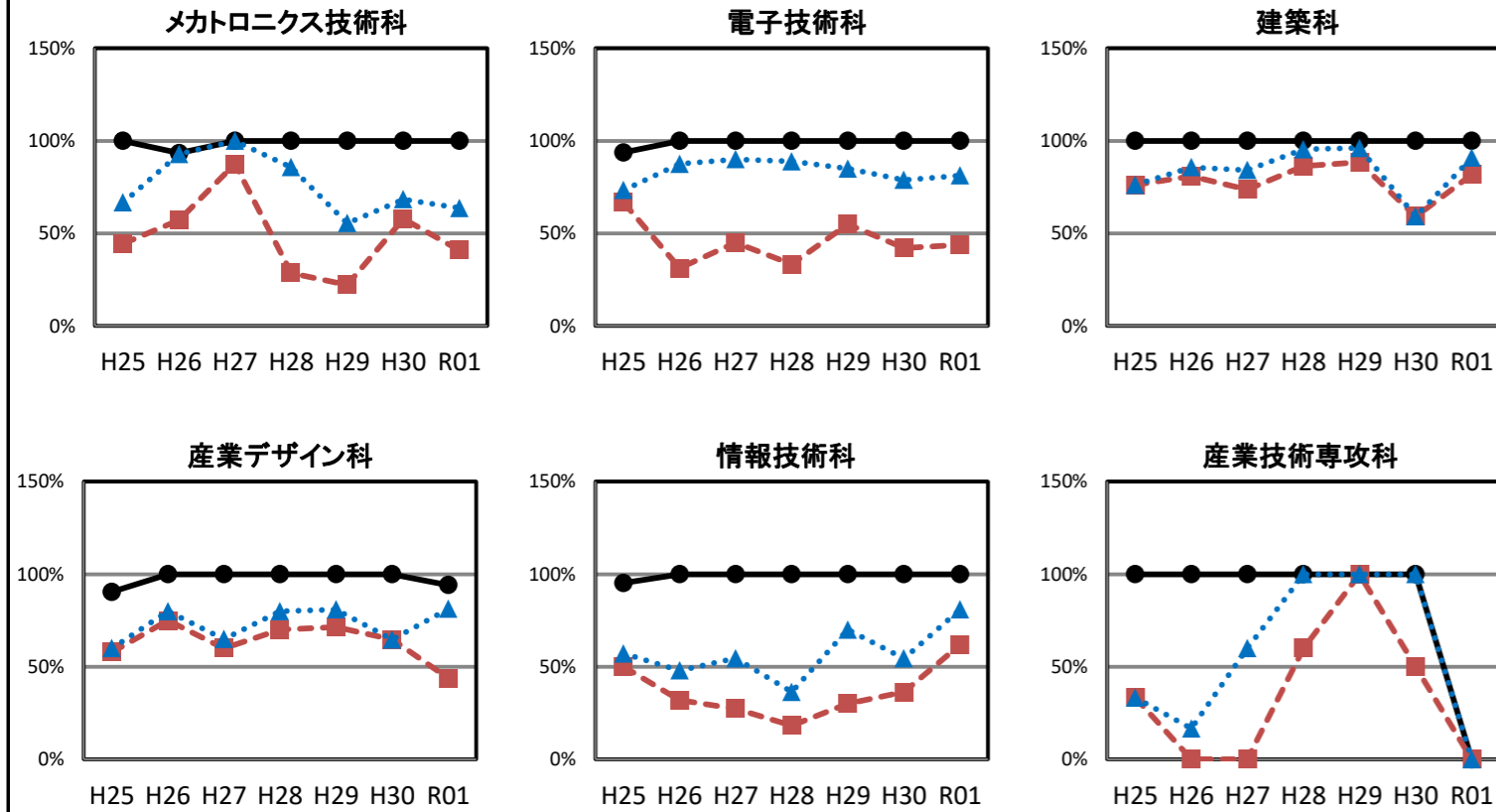
1. 産業技術短期大学校

産業技術短期大学校の就職率と県内就職率

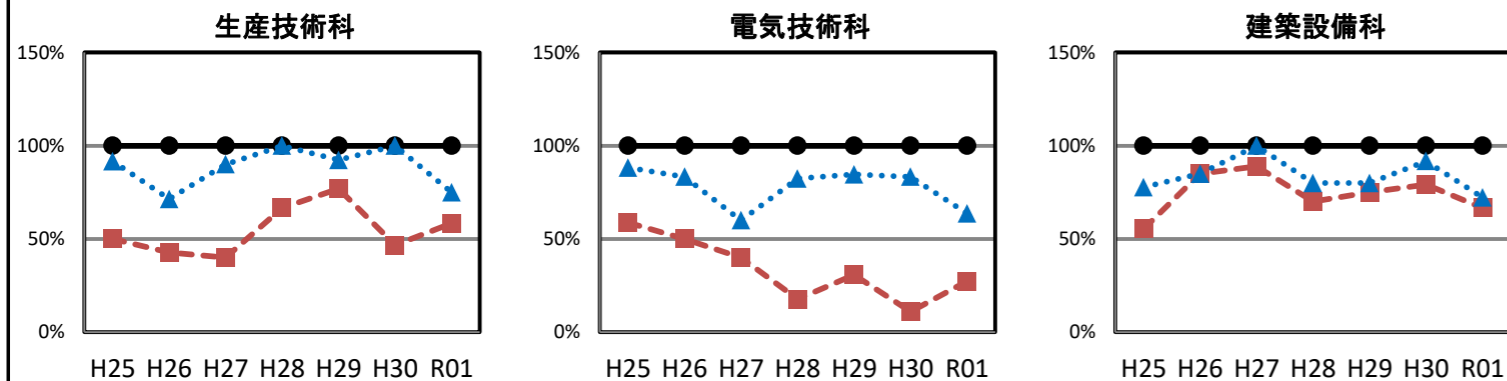
施設名	訓練科名	課程	定員	就職率													県内就職率													(県内事業所、所在企業への就職率)																		
				H25	H26	H27	H28	H29	H30	R01	H25	H26	H27	H28	H29	H30	R01	H25	H26	H27	H28	H29	H30	R01																								
産業技術短期大学校 本校	メカトロニクス技術科	専2	20	100%	93%	100%	100%	100%	100%	100%	100%	44%	57%	88%	29%	22%	58%	41%	(67%)	(93%)	(100%)	(86%)	(56%)	(68%)	(64%)	44%	57%	88%	29%	22%	58%	41%	(67%)	(93%)	(100%)	(86%)	(56%)	(68%)	(64%)	41%	(67%)	(93%)	(100%)	(86%)	(56%)	(68%)	(64%)	
	電子技術科	専2	20	94%	100%	100%	100%	100%	100%	100%	100%	67%	31%	45%	33%	55%	42%	44%	(73%)	(88%)	(90%)	(89%)	(85%)	(79%)	(81%)	67%	31%	45%	33%	55%	42%	44%	(73%)	(88%)	(90%)	(89%)	(85%)	(79%)	(81%)	44%	(73%)	(88%)	(90%)	(89%)	(85%)	(79%)	(81%)	
	建築科	専2	20	100%	100%	100%	100%	100%	100%	100%	100%	76%	81%	74%	86%	88%	59%	82%	(76%)	(86%)	(84%)	(95%)	(96%)	(59%)	(91%)	76%	81%	74%	86%	88%	59%	82%	(76%)	(86%)	(84%)	(95%)	(96%)	(59%)	(91%)	82%	(76%)	(86%)	(84%)	(95%)	(96%)	(59%)	(91%)	
	産業デザイン科	専2	20	90%	100%	100%	100%	100%	100%	100%	94%	58%	75%	60%	70%	71%	65%	44%	(60%)	(80%)	(65%)	(80%)	(81%)	(65%)	(81%)	58%	75%	60%	70%	71%	65%	44%	(60%)	(80%)	(65%)	(80%)	(81%)	(65%)	(81%)	44%	(60%)	(80%)	(65%)	(80%)	(81%)	(65%)	(81%)	
	情報技術科	専2	20	95%	100%	100%	100%	100%	100%	100%	100%	50%	32%	27%	18%	30%	36%	62%	(57%)	(48%)	(55%)	(36%)	(70%)	(55%)	(81%)	50%	32%	27%	18%	30%	36%	62%	(57%)	(48%)	(55%)	(36%)	(70%)	(55%)	(81%)	62%	(57%)	(48%)	(55%)	(36%)	(70%)	(55%)	(81%)	
	産業技術専攻科	応短1	10	100%	100%	100%	100%	100%	100%	100%	-	33%	0%	0%	60%	100%	50%	-	(33%)	(17%)	(60%)	(100%)	(100%)	(100%)	-	33%	0%	0%	60%	100%	50%	-	(33%)	(17%)	(60%)	(100%)	(100%)	(100%)	-	-	(33%)	(17%)	(60%)	(100%)	(100%)	(100%)	-	
	生産技術科	専2	20	100%	100%	100%	100%	100%	100%	100%	100%	50%	43%	40%	67%	77%	47%	58%	(92%)	(71%)	(90%)	(100%)	(92%)	(100%)	(75%)	50%	43%	40%	67%	77%	47%	58%	(92%)	(71%)	(90%)	(100%)	(92%)	(100%)	(75%)	58%	(92%)	(71%)	(90%)	(100%)	(92%)	(100%)	(75%)	
電気技術科	専2	20	100%	100%	100%	100%	100%	100%	100%	100%	59%	50%	40%	18%	31%	11%	27%	(88%)	(83%)	(60%)	(82%)	(85%)	(83%)	(64%)	59%	50%	40%	18%	31%	11%	27%	(88%)	(83%)	(60%)	(82%)	(85%)	(83%)	(64%)	27%	(88%)	(83%)	(60%)	(82%)	(85%)	(83%)	(64%)		
建築設備科	専2	20	100%	100%	100%	100%	100%	100%	100%	100%	56%	85%	89%	70%	75%	79%	67%	(78%)	(85%)	(100%)	(80%)	(80%)	(92%)	(72%)	56%	85%	89%	70%	75%	79%	67%	(78%)	(85%)	(100%)	(80%)	(80%)	(92%)	(72%)	67%	(78%)	(85%)	(100%)	(80%)	(80%)	(92%)	(72%)		
短大計				170	97%	99%	100%	100%	100%	100%	99%	57%	56%	56%	51%	59%	51%	55%	(71%)	(76%)	(79%)	(79%)	(81%)	(75%)	(77%)	99%	57%	56%	56%	51%	59%	51%	55%	(71%)	(76%)	(79%)	(79%)	(81%)	(75%)	(77%)	55%	(71%)	(76%)	(79%)	(79%)	(81%)	(75%)	(77%)

実線:●就職率 破線:■県内就職率 点線:▲県内事業所、所在企業への就職率

(1)本校



(2)水沢校



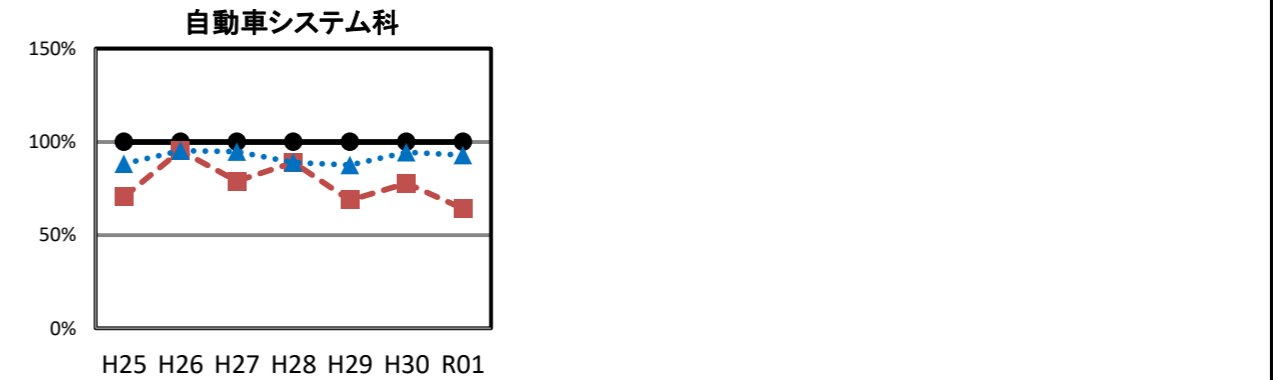
2. 職業能力開発校(高等技術専門校)

職業能力開発校の就職率と県内就職率

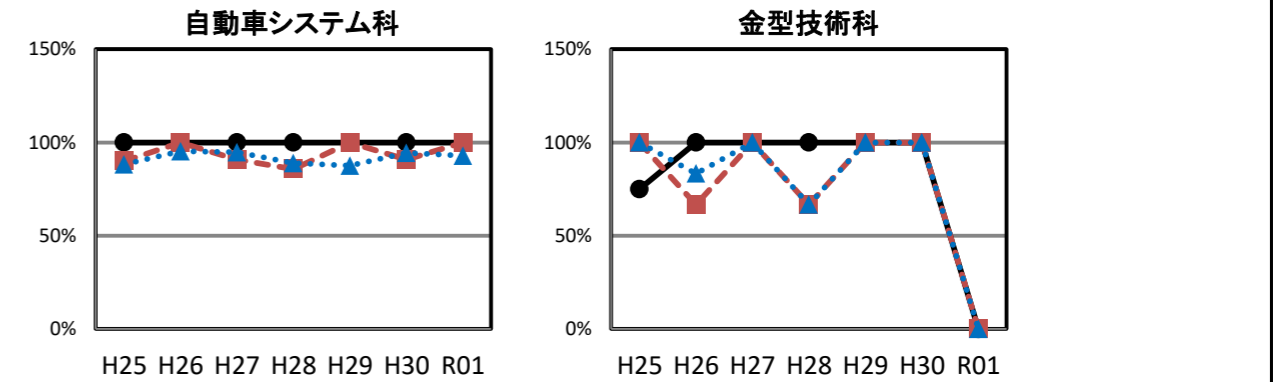
施設名	訓練科名	課程	定員	就職率													県内就職率													(県内事業所、所在企業への就職率)																							
				H25	H26	H27	H28	H29	H30	R01	H25	H26	H27	H28	H29	H30	R01	H25	H26	H27	H28	H29	H30	R01																													
職業能力開発校	千厩	自動車システム科	普2	20	100%	100%	100%	100%	100%	100%	100%	100%	100%	100%	100%	100%	100%	71%	95%	79%	89%	69%	78%	64%	(88%)	(95%)	(95%)	(89%)	(88%)	(94%)	(93%)	71%	95%	79%	89%	69%	78%	64%	(88%)	(95%)	(95%)	(89%)	(88%)	(94%)	(93%)	71%	(88%)	(95%)	(95%)	(89%)	(88%)	(94%)	(93%)
		自動車システム科	普2	15	100%	100%	100%	100%	100%	100%	100%	100%	100%	100%	100%	100%	100%	100%	90%	100%	91%	86%	100%	91%	100%	(90%)	(100%)	(100%)	(100%)	(100%)	(91%)	(100%)	90%	100%	91%	86%	100%	91%	100%	(90%)	(100%)	(100%)	(100%)	(100%)	(91%)	(100%)	91%	(100%)	(100%)	(100%)	(100%)	(100%)	(91%)
	宮古	金型技術科	普1	10	75%	100%	100%	100%	100%	100%	100%	-	100%	67%	100%	67%	100%	100%	-	(100%)	(83%)	(100%)	(67%)	(100%)	(100%)	-	67%	100%	67%	100%	100%	-	(100%)	(83%)	(100%)	(67%)	(100%)	(100%)	-	(100%)	(83%)	(100%)	(67%)	(100%)	(100%)	-							
		自動車システム科	普2	20	100%	100%	100%	100%	100%	94%	100%	100%	71%	85%	85%	87%	81%	100%	62%	(100%)	(100%)	(100%)	(100%)	(94%)	(100%)	(100%)	71%	85%	85%	87%	81%	100%	62%	(100%)	(100%)	(100%)	(100%)	(94%)	(100%)	(100%)	62%	(100%)	(100%)	(100%)	(94%)	(100%)	(100%)	(100%)					
	二戸	建築科	普2	15	100%	100%	100%	100%	100%	100%	92%	100%	86%	91%	86%	88%	47%	46%	40%	(86%)	(91%)	(100%)	(88%)	(71%)	(77%)	(60%)	86%	91%	86%	88%	47%	46%	40%	(86%)	(91%)	(100%)	(88%)	(71%)	(77%)	(60%)	40%	(86%)	(91%)	(100%)	(88%)	(71%)	(77%)	(60%)					
能開校計				80	98%	100%	100%	100%	100%	98%	98%	100%	78%	90%	86%	87%	70%	82%	69%	(93%)	(96%)	(98%)	(93%)	(86%)	(92%)	(90%)	98%	90%	86%	87%	70%	82%	69%	(93%)	(96%)	(98%)	(93%)	(86%)	(92%)	(90%)	69%	(93%)	(96%)	(98%)	(93%)	(86%)	(92%)	(90%)					

実線:●就職率 破線:■県内就職率 点線:▲県内事業所、所在企業への就職率

(1)千厩校



(2)宮古校



(3)二戸校

